


QUARTERLY PHYSICAL REPORT OF OPERATION
As of December 31, 2024


Department : Department of Labor and Employment (DOLE)
 Agency/Entity : Technical Education and Skills Development Authority
 Operating Unit : Isabela School of Arts and Trades
 Organization Code (UACS) : 16 009 1600010


Particulars	UACS CODE	Physical Target (Budget Year)					Physical Accomplishment (Budget Year)					Variance as of December 31, 2024	Remarks
		1st Quarter	2nd Quarter	3rd Quarter	4th Quarter	Total	1st Quarter	2nd Quarter	3rd Quarter	4th Quarter	Total		
1	2	3	4	5	6	7	8	9	10	11	12	13	14
TECHNICAL EDUCATION AND SKILLS DEVELOPMENT POLICY PROGRAM	3101000000000000												
OO : Employability increased and/or enhanced													
Outcome Indicator(s)													
1. Percentage of stakeholders who rate policies/plans as good or better						94%	100%	100%	100%	100%			
Output Indicator(s)													
1. Number of National, Regional/Provincial TESD plans formulated/updated						1 National Technical Education and Skills Development Plan (TESDP)							
TECHNICAL EDUCATION AND SKILLS DEVELOPMENT REGULATORY PROGRAM	3102000000000000												
OO : Employability increased and/or enhanced													
Outcome Indicator(s)													
1. Percentage compliance of TVET programs to TESDA, industry, and industry standards and requirements			85% (14 out of 16 programs must be	85% (15 out of 18 programs must be		85% (29 out of 34 programs audited must be compliant)	30				30	1	
2. Percentage of TVET graduates that undergo assessment for certification		324 (out of 540 graduates of programs w/ CATs must undergo Mandatory Assessment for	333 (out of 555 graduates of programs w/ CATs, must undergo Mandatory Assessment for	576 (out of 960 graduates of programs w/ CATs, must undergo Mandatory Assessment for	546 (out of 910 graduates of programs w/ CATs, must undergo Mandatory Assessment for	60% (1,779 graduates should undergo mandatory assessment for certification)	356	379	344	289	1368	-411	
3. Percentage of TVET programs with tie-ups to industry		60%	60%	60%	60%	60%	100%					37.87%	
Output Indicator(s)													
1. Percentage of registered accredited TVET programs audited													
2. Percentage of skilled workers issued with													

Department : Department of Labor and Employment (DOLE)
 Agency/Entity : Technical Education and Skills Development Authority
 Operating Unit : Isabela School of Arts and Trades
 Organization Code (UACS) : 16 009 1600010

Particulars	UACS CODE	Physical Target (Budget Year)					Physical Accomplishment (Budget Year)					Variance as of December 31, 2024	Remarks
		1st Quarter	2nd Quarter	3rd Quarter	4th Quarter	Total	1st Quarter	2nd Quarter	3rd Quarter	4th Quarter	Total		
1	2	3	4	5	6	7	8	9	10	11	12	13	14
certification within 7 days of their application													
3. Number of consultations, orientations and workshops for development of competency standards/training regulations													
TECHNICAL EDUCATION AND SKILLS DEVELOPMENT PROGRAM	3103000000000000												
OO : Employability increased and/or enhanced													
Outcome Indicator(s)													
1. Percentage of graduates from technical education and skills development scholarship programs that are employed													
Output Indicator(s)													
1. Number of graduates from technical education and skills development scholarship programs													
2. Number of training institutions/ establishments/ assessment centers provided with technical assistance													
3. Number of TESDA Technology Institutions (TTIs) graduates		692	664	1,324	915	3,595	1231	966	797	1617	4611	1016	

Prepared By: 
 CHRISTOPHER A. LACQUIL
 Registrar III
 Date: January 27, 2025 11:09 AM

In coordination with:

 JEANA CRYZELA T. AQUINO
 Administrative Officer IV
 Date: January 27, 2025 11:09 AM

Approved By: 
 EDWIN P. MADARANG D. HUM
 Vocational School Superintendent
 Date: January 27, 2025 01:30 PM