




STATEMENT OF APPROVED BUDGET, UTILIZATIONS, DISBURSEMENTS AND BALANCES
(For Off-Budgetary Funds)
As at the Quarter Ending December 31, 2024


Department : Department of Labor and Employment (DOLE)
 Agency/Entity : Technical Education and Skills Development Authority
 Operating Unit : Isabela School of Arts and Trades
 Organization Code (UACS) : 16 009 1600010
 Fund Cluster : 06 - Business Related Funds
 (e.g. UACS Fund Cluster: 05-Internally Generated Funds and 06-Business Related Funds)

Particulars	UACS CODE	Approved Budget			Utilizations					Disbursements					Balances		
		Approved Budgeted Revenue	Adjustments (Reductions, Modifications/ Augmentations)	Adjusted Budgeted Revenue	1st Quarter Ending March 31	2nd Quarter Ending June 30	3rd Quarter Ending September 30	4th Quarter Ending December 31	Total	1st Quarter Ending March 31	2nd Quarter Ending June 30	3rd Quarter Ending September 30	4th Quarter Ending December 31	Total	Unutilized Budget	Unpaid Obligations (10-15)=(17+18)	
																Due and Demandable	Not Yet Due and Demandable
1	2	3	4	5=([3+(-)4])	6	7	8	9	10=(6+7+8+9)	11	12	13	14	15=(11+12+13+14)	16=(5-10)	17	18
Operations	3000000000000000	25,900,500.00	1,760,950.00	27,661,450.00	4,626,239.50	5,942,104.05	7,292,052.43	8,796,078.23	26,656,474.21	4,626,239.50	5,942,104.05	7,292,052.43	7,558,332.60	25,418,728.58	1,004,975.79	1,237,745.63	0.00
OO : Employability increased and / or enhanced q	3100000000000000	25,900,500.00	1,760,950.00	27,661,450.00	4,626,239.50	5,942,104.05	7,292,052.43	8,796,078.23	26,656,474.21	4,626,239.50	5,942,104.05	7,292,052.43	7,558,332.60	25,418,728.58	1,004,975.79	1,237,745.63	0.00
TECHNICAL EDUCATION AND SKILLS DEVELOPMENT POLICY PROGRAM	3101000000000000	0.00	0.00	0.00	0.00	0.00	0.00	0.00	0.00	0.00	0.00	0.00	0.00	0.00	0.00	0.00	0.00
Formulation of Technical Education and Skills Development Policies, Plans and Programs	310100100001000	0.00	0.00	0.00	0.00	0.00	0.00	0.00	0.00	0.00	0.00	0.00	0.00	0.00	0.00	0.00	0.00
PS		0.00	0.00	0.00	0.00	0.00	0.00	0.00	0.00	0.00	0.00	0.00	0.00	0.00	0.00	0.00	0.00
MOOE		0.00	0.00	0.00	0.00	0.00	0.00	0.00	0.00	0.00	0.00	0.00	0.00	0.00	0.00	0.00	0.00
CO		0.00	0.00	0.00	0.00	0.00	0.00	0.00	0.00	0.00	0.00	0.00	0.00	0.00	0.00	0.00	0.00
TECHNICAL EDUCATION AND SKILLS DEVELOPMENT PROGRAM	3103000000000000	25,900,500.00	1,760,950.00	27,661,450.00	4,626,239.50	5,942,104.05	7,292,052.43	8,796,078.23	26,656,474.21	4,626,239.50	5,942,104.05	7,292,052.43	7,558,332.60	25,418,728.58	1,004,975.79	1,237,745.63	0.00
Promotion, Development and Implementation of Quality Technical Education and Skills Development Programs	310300100001000	25,900,500.00	1,760,950.00	27,661,450.00	4,626,239.50	5,942,104.05	7,292,052.43	8,796,078.23	26,656,474.21	4,626,239.50	5,942,104.05	7,292,052.43	7,558,332.60	25,418,728.58	1,004,975.79	1,237,745.63	0.00
PS		0.00	0.00	0.00	0.00	0.00	0.00	0.00	0.00	0.00	0.00	0.00	0.00	0.00	0.00	0.00	0.00
MOOE		25,900,500.00	1,760,950.00	27,661,450.00	4,626,239.50	5,942,104.05	7,292,052.43	8,796,078.23	26,656,474.21	4,626,239.50	5,942,104.05	7,292,052.43	7,558,332.60	25,418,728.58	1,004,975.79	1,237,745.63	0.00
CO		0.00	0.00	0.00	0.00	0.00	0.00	0.00	0.00	0.00	0.00	0.00	0.00	0.00	0.00	0.00	0.00
Sub-Total, Operations		25,900,500.00	1,760,950.00	27,661,450.00	4,626,239.50	5,942,104.05	7,292,052.43	8,796,078.23	26,656,474.21	4,626,239.50	5,942,104.05	7,292,052.43	7,558,332.60	25,418,728.58	1,004,975.79	1,237,745.63	0.00
PS		0.00	0.00	0.00	0.00	0.00	0.00	0.00	0.00	0.00	0.00	0.00	0.00	0.00	0.00	0.00	0.00
MOOE		25,900,500.00	1,760,950.00	27,661,450.00	4,626,239.50	5,942,104.05	7,292,052.43	8,796,078.23	26,656,474.21	4,626,239.50	5,942,104.05	7,292,052.43	7,558,332.60	25,418,728.58	1,004,975.79	1,237,745.63	0.00
CO		0.00	0.00	0.00	0.00	0.00	0.00	0.00	0.00	0.00	0.00	0.00	0.00	0.00	0.00	0.00	0.00
FinEx (If Applicable)		0.00	0.00	0.00	0.00	0.00	0.00	0.00	0.00	0.00	0.00	0.00	0.00	0.00	0.00	0.00	0.00
CO		0.00	0.00	0.00	0.00	0.00	0.00	0.00	0.00	0.00	0.00	0.00	0.00	0.00	0.00	0.00	0.00
GRAND TOTAL			1,760,950.00	27,661,450.00	4,626,239.50	5,942,104.05	7,292,052.43	8,796,078.23	26,656,474.21	4,626,239.50	5,942,104.05	7,292,052.43	7,558,332.60	25,418,728.58	1,004,975.79	1,237,745.63	0.00
PS		0.00	0.00	0.00	0.00	0.00	0.00	0.00	0.00	0.00	0.00	0.00	0.00	0.00	0.00	0.00	0.00
MOOE		25,900,500.00	1,760,950.00	27,661,450.00	4,626,239.50	5,942,104.05	7,292,052.43	8,796,078.23	26,656,474.21	4,626,239.50	5,942,104.05	7,292,052.43	7,558,332.60	25,418,728.58	1,004,975.79	1,237,745.63	0.00
FinEx (If Applicable)		0.00	0.00	0.00	0.00	0.00	0.00	0.00	0.00	0.00	0.00	0.00	0.00	0.00	0.00	0.00	0.00
CO		0.00	0.00	0.00	0.00	0.00	0.00	0.00	0.00	0.00	0.00	0.00	0.00	0.00	0.00	0.00	0.00

Certified Correct:

 FLORIANNE KATE A. BALUBAL
 Accountant I
 Date: January 27, 2025 01:15 PM

Certified Correct:

 JEANA CRYZELA T. AQUINO
 Administrative Officer IV
 Date: January 27, 2025 11:15 PM

Recommending Approval By:

 JEANA CRYZELA T. AQUINO
 Administrative Officer IV
 Date: January 27, 2025 01:15 PM

Approved By:

 EDWIN P. MANARANG D. HUM
 Vocational School Superintendent
 Date: January 27, 2025 01:25 PM