




QUARTERLY REPORT OF REVENUE AND OTHER RECEIPTS
As at the Quarter Ending December 31, 2024


Department : Department of Labor and Employment (DOLE)
 Agency/Entity : Technical Education and Skills Development Authority
 Operating Unit : Isabela School of Arts and Trades
 Organization Code (UACS) : 16 009 1600010
 Fund Cluster : 06 - Business Related Funds

Classification/Sources of Revenue and Other Receipts	UACS CODE	REVENUE TARGET (Annual) per BESF	Actual Revenue and Other Receipts Collections					Cumulative Remittance/Deposits to Date			Variance		Remarks
			1st Quarter Ending March 31	2nd Quarter Ending June 30	3rd Quarter Ending September 30	4th Quarter Ending December 31	Total	Remittance to BTr	Deposited with AGDB	Total	Amount	%	
1	2	3	4	5	6	7	8=(4+5+6+7)	9	10	11=(9+10)	12=(8-3)	13=(12/3)	14
Business Related Funds		34,177,890.60	9,953,506.00	5,260,339.50	9,699,577.01	6,628,550.48	31,541,972.99	0.00	31,541,972.99	31,541,972.99	(2,635,917.61)	-8 %	
Revenue Collections		33,492,000.00	9,953,506.00	5,260,339.50	9,391,981.40	6,483,225.10	31,089,052.00	0.00	31,089,052.00	31,089,052.00	(2,402,948.00)	-7 %	
Cash Receipts		33,492,000.00	9,953,506.00	5,260,339.50	9,391,981.40	6,483,225.10	31,089,052.00	0.00	31,089,052.00	31,089,052.00	(2,402,948.00)	-7 %	
Non-Tax		29,942,000.00	7,571,451.00	5,017,827.50	9,391,981.40	5,579,241.10	27,560,501.00	0.00	27,560,501.00	27,560,501.00	(2,381,499.00)	-8 %	
Other School Fees	4020201099	18,000,000.00	4,054,942.00	2,209,636.00	4,861,063.50	2,188,750.10	13,314,391.60	0.00	13,314,391.60	13,314,391.60	(4,685,608.40)	-26 %	
Examination Fees	4020203000	7,720,000.00	1,720,868.00	1,499,585.50	2,586,787.90	1,471,705.50	7,278,946.90	0.00	7,278,946.90	7,278,946.90	(441,053.10)	-6 %	
Seminar/Training Fees	4020204000	367,000.00	0.00	0.00	0.00	0.00	0.00	0.00	0.00	0.00	(367,000.00)	-100 %	
Rent/Lease Income	4020205000	55,000.00	0.00	0.00	0.00	0.00	0.00	0.00	0.00	0.00	(55,000.00)	-100 %	
Income from Hostels/Dormitories and other Like facilities	4020213000	300,000.00	77,430.00	93,831.00	848,110.00	40,440.00	1,059,811.00	0.00	1,059,811.00	1,059,811.00	759,811.00	253 %	
Other Business Income	4020299099	3,500,000.00	1,718,211.00	1,214,775.00	1,096,020.00	1,878,345.50	5,907,351.50	0.00	5,907,351.50	5,907,351.50	2,407,351.50	69 %	
Others		3,550,000.00	2,382,055.00	242,512.00	0.00	903,984.00	3,528,551.00	0.00	3,528,551.00	3,528,551.00	(21,449.00)	-1 %	
Accounts Receivable	1030101000	3,550,000.00	2,382,055.00	242,512.00	0.00	903,984.00	3,528,551.00	0.00	3,528,551.00	3,528,551.00	(21,449.00)	-1 %	
Non-Revenue Collections/Other Receipts		685,890.60	0.00	0.00	307,595.61	145,325.38	452,920.99	0.00	452,920.99	452,920.99	(232,969.61)	-34 %	
Non-Cash Revenue		685,890.60	0.00	0.00	307,595.61	145,325.38	452,920.99	0.00	452,920.99	452,920.99	(232,969.61)	-34 %	
Others		685,890.60	0.00	0.00	307,595.61	145,325.38	452,920.99	0.00	452,920.99	452,920.99	(232,969.61)	-34 %	
Receivables - Disallowances/Charges	1030501000	685,890.60	0.00	0.00	307,595.61	145,325.38	452,920.99	0.00	452,920.99	452,920.99	(232,969.61)	-34 %	
GRAND TOTAL		34,177,890.60	9,953,506.00	5,260,339.50	9,699,577.01	6,628,550.48	31,541,972.99	0.00	31,541,972.99	31,541,972.99	(2,635,917.61)	-8 %	

Certified Correct:

 FLORRIANNE KATE A. BALUBAL
 Accountant
 Date: January 24, 2025 08:57 AM

Certified Correct:

 JEANA CRYZELA T. AQUINO
 Administrative Officer IV
 Date: January 24, 2025 08:57 AM

Recommending Approval By:

 JEANA CRYZELA T. AQUINO
 Administrative Officer IV
 Date: January 25, 2025 08:52 AM

Approved By:

 EDWIN P. MADARANG D. HUM
 Vocational School Superintendent
 Date: January 25, 2025 07:09 PM